

Deck PLANS

REGATTA, INSIGNIA AND NAUTICA

STATEROOM COLOR LEGEND

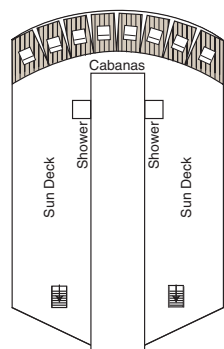


SHIPS' SPECIFICATIONS

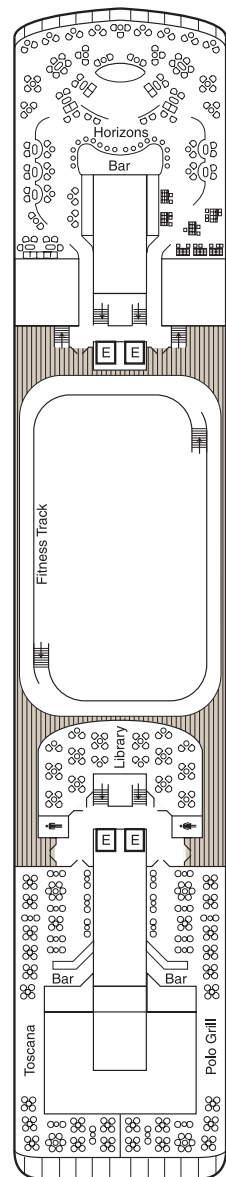
Year Built: Regatta & Insignia 1998, Nautica 2000 • Year Refurbished: Insignia & Nautica 2010, Regatta 2009 • Gross Tonnage: 30,277
 Length: 593.7 feet • Beam: 83.5 feet • Maximum Draught: 19.5 feet • Stabilizers: Yes • Cruising Speed: 18 knots • Passenger Decks: 9
 Total Decks: 11 • Electric Power or Voltage: 110, 220 AC • Guest Capacity (Double Occupancy): 684 • Staff Size: 400
 Guest-to-Staff Ratio: 1.71 to 1 • Nationality of Officers: European • Nationality of Staff: International • Country of Registry: Marshall Islands

SYMBOL LEGEND

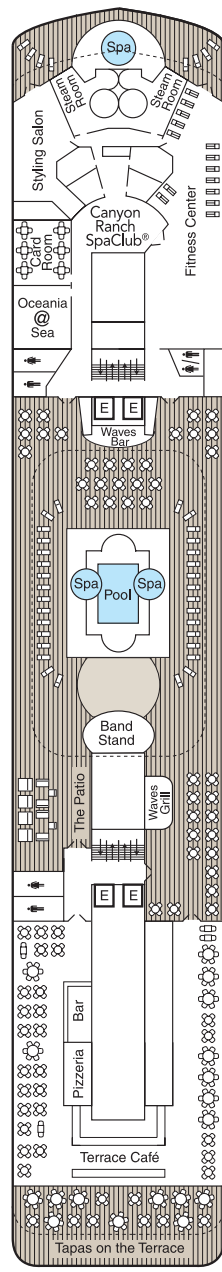
- ♣ Restrooms
- E Elevator
- ov Obstructed Views
- Quad with Pullman
- ★ ★ Quad with Sofabed
- || Connecting Staterooms & Wheelchair Accessible
- ▲ Triple with Pullman
- ★ Triple with Sofabed



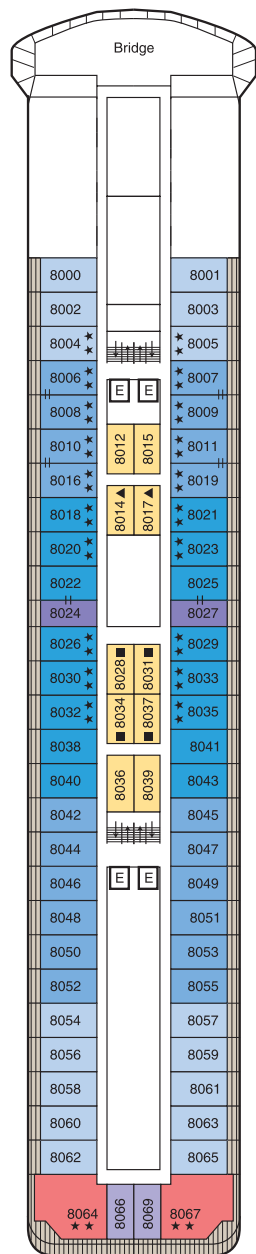
DECK ELEVEN



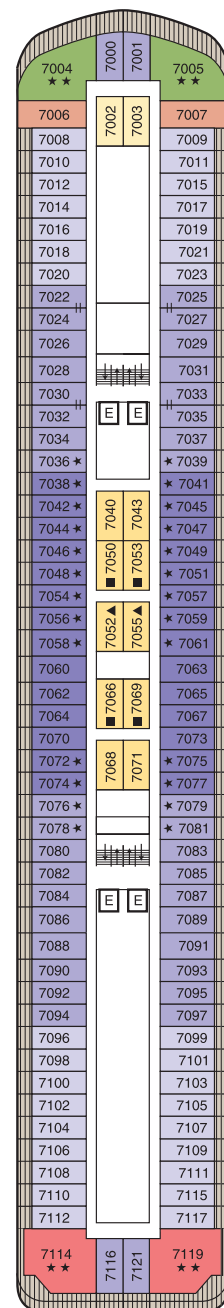
DECK TEN



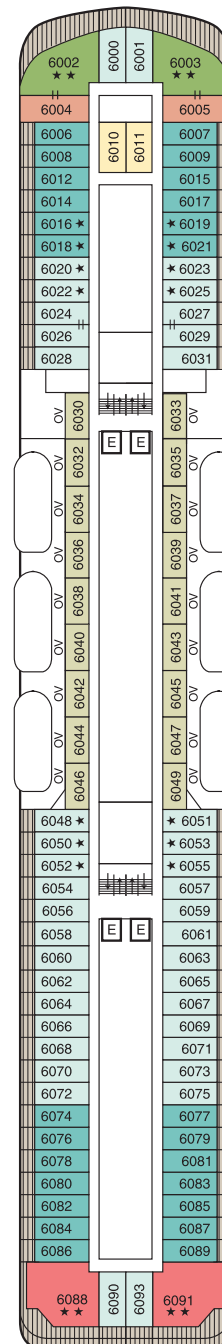
DECK NINE



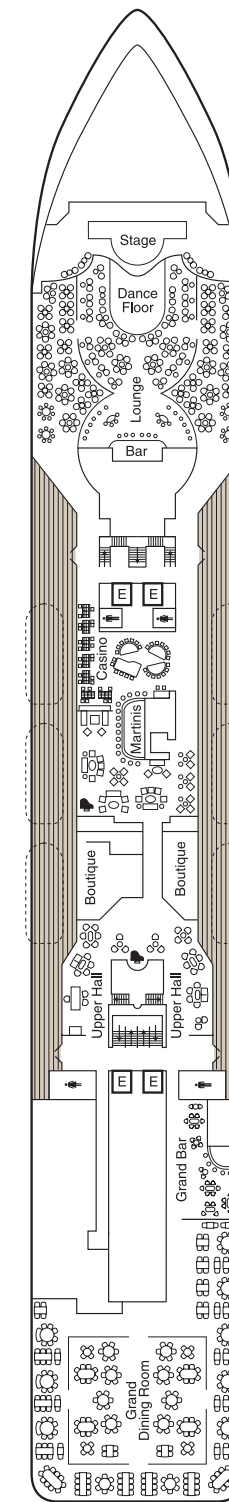
DECK EIGHT



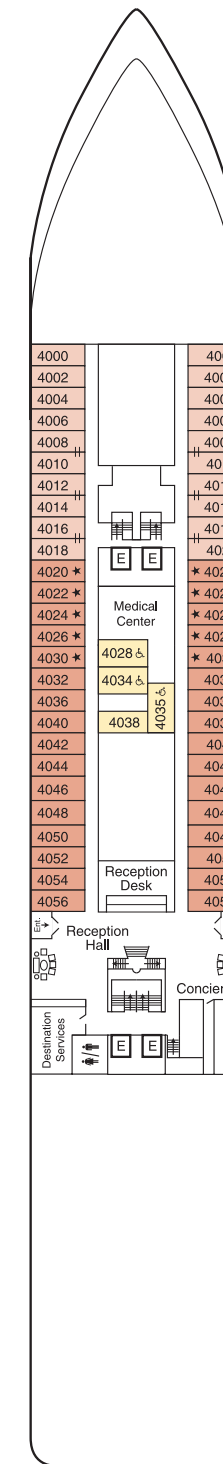
DECK SEVEN
CONCIERGE LEVEL
(A1, A2 & A3)



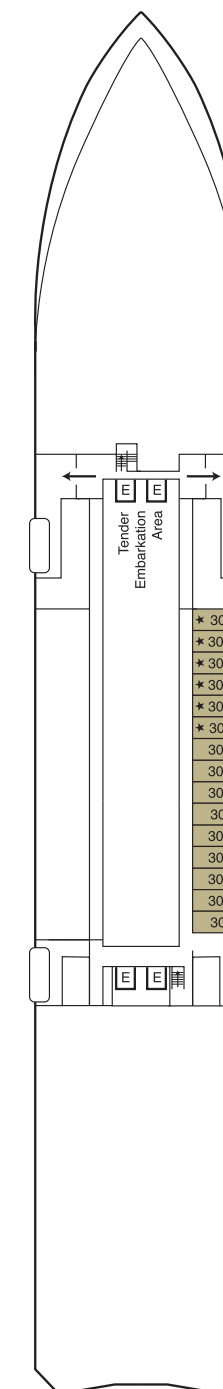
DECK SIX



DECK FIVE



DECK FOUR



DECK THREE