

REGATTA, INSIGNIA, NAUTICA & SIRENA DECK PLANS

STATEROOM COLOR LEGEND



SHIPS' SPECIFICATIONS

Year Built: *Regatta & Insignia* 1998; *Sirena* 1999; *Nautica* 2000 | Refurbishment Dates: *Regatta, Insignia & Nautica* 2014; *Sirena* 2016
 Gross Tonnage: 30,277 | Length: 593.7 feet | Beam: 83.5 feet | Cruising Speed: 18 knots | Guest Decks: 9 | Guest Capacity (Double Occupancy): 684
 Staff Size: 400 | Guest-to-Staff Ratio: 1.71 to 1 | Nationality of Officers: European | Country of Registry: Marshall Islands

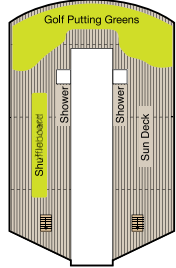
SYMBOL LEGEND

- ♣ Restrooms
- E Elevator
- 🧺 Laundrette
- OV Obstructed Views
- Quad with Pullman
- ★ Quad with Sofabed+
- || Connecting Staterooms
- ▲ Triple with Pullman
- ★ Triple with Sofabed
- ♿ Wheelchair Accessible

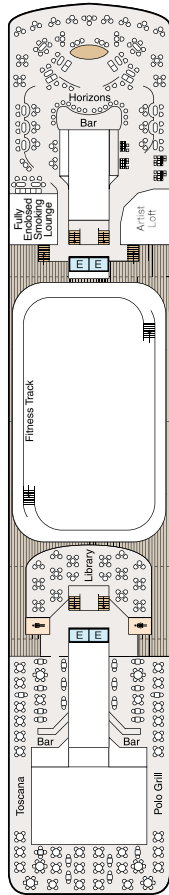
DECK 4 Note: Staterooms 4028, 4034 & 4054 not available on *Sirena*. Staterooms 4035, 4052 & 4056 are wheelchair accessible on *Sirena*.
DECK 10 Note: Red Ginger and Tuscan Steak available on board *Sirena*, replacing Polo Grill and Toscana. Artist Loft available on board *Insignia*.

For 2016 deck plans, please visit OceaniaCruises.com/Deckplans for details.

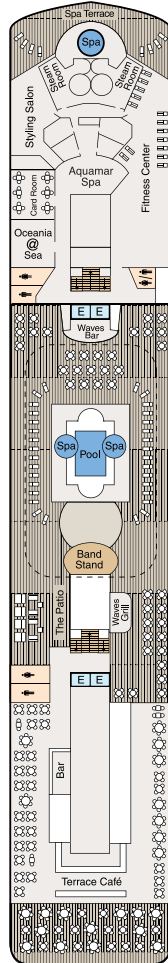
+*Sirena* Owner's & Vista Suites do not have sofa beds.



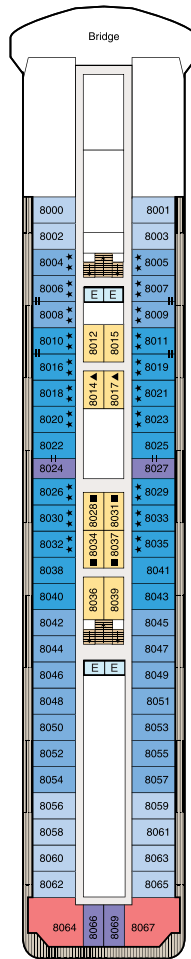
DECK 11



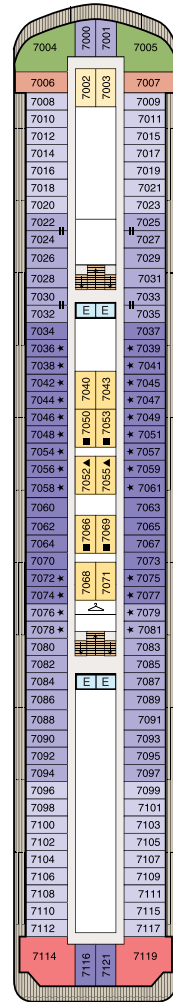
DECK 10



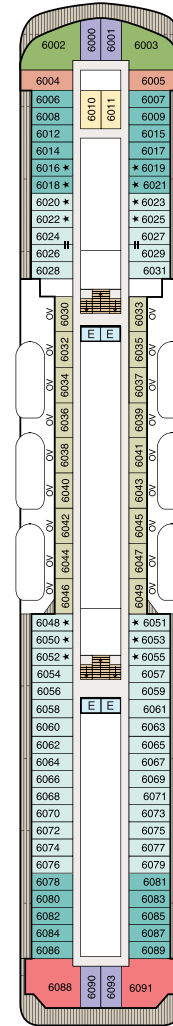
DECK 9



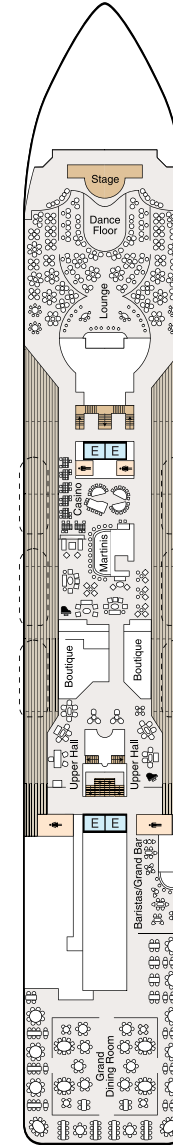
DECK 8



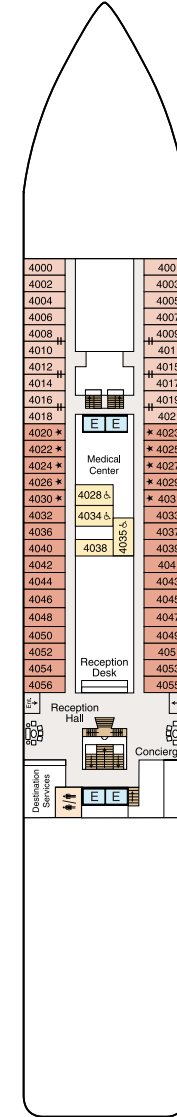
DECK 7
concierge level
(A1, A2 & A3)



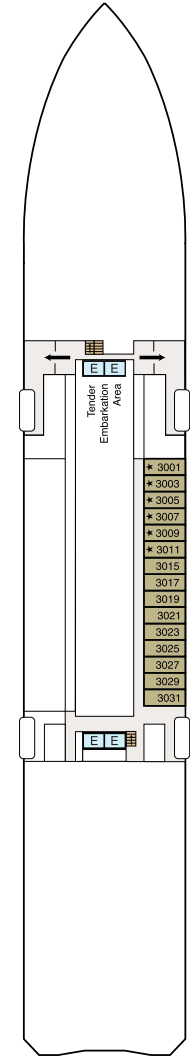
DECK 6



DECK 5



DECK 4



DECK 3